


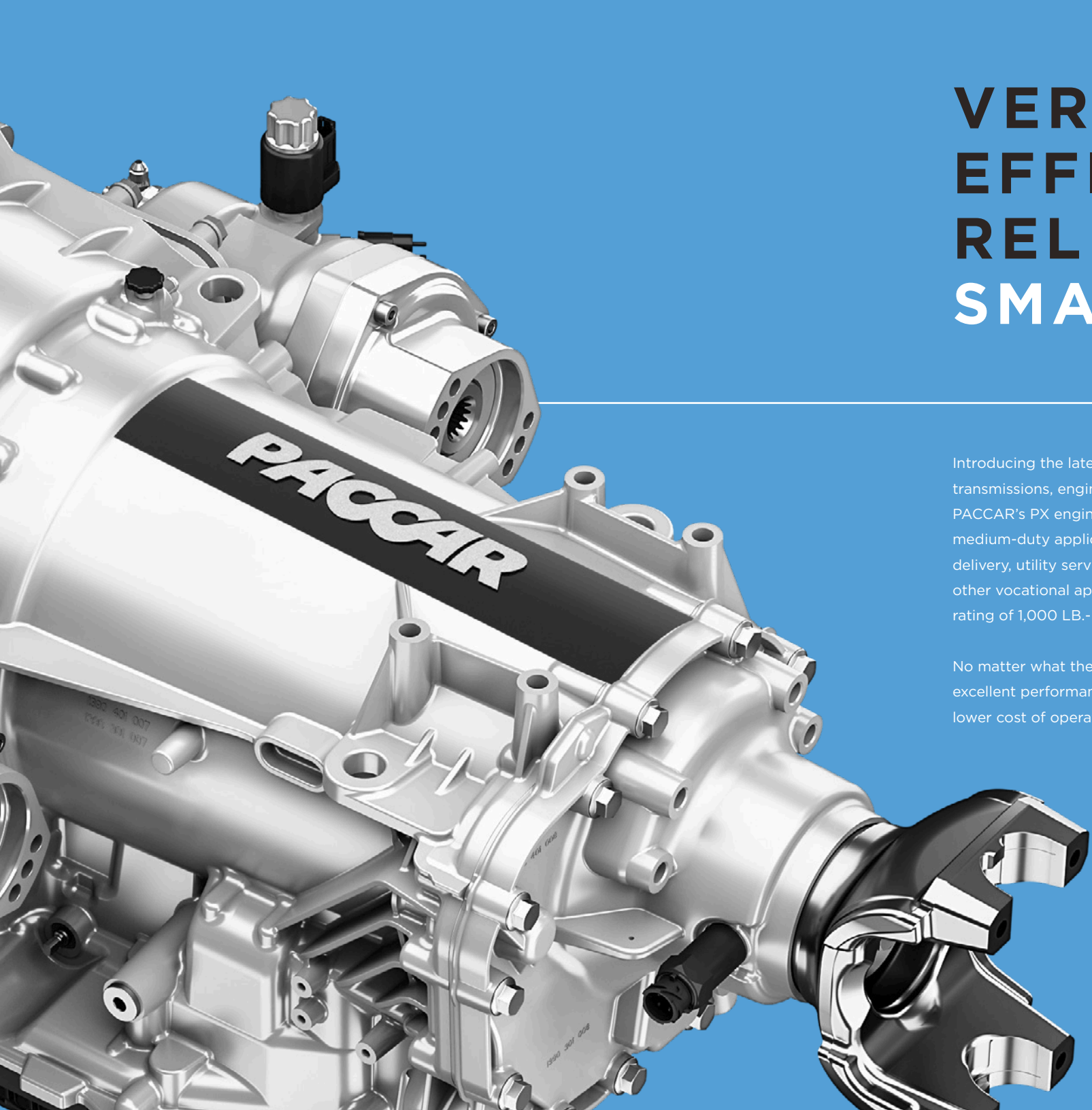
PACCAR TRANSMISSIONS

PACCAR TX-8

**AUTOMATIC
TRANSMISSION**

POWERED BY QUALITY





VERSATILE. EFFICIENT. RELIABLE. SMART.

Introducing the latest technology in automatic transmissions, engineered and built to optimize PACCAR's PX engine-based powertrain solution for medium-duty applications. Perfect for pick-up and delivery, utility service, tow trucks, and a wide range of other vocational applications with a maximum torque rating of 1,000 LB.-FT. and up to 57,000 LBS. GCWR.

No matter what the job, the PACCAR TX-8 delivers excellent performance, increased fuel efficiency and lower cost of operation.

P
X
8
A
P
A
R
T

SMARTER BY DESIGN

Start with a lightweight design capable of handling high torque for more payload and profit potential. Add industry-leading shift performance that delivers up to 15 percent improved acceleration over comparable transmissions. A whole host of features that enhance the safety and security of your fleet, drivers and cargo. The transmission offers up to 5 percent better fuel economy compared to the nearest competitor. Quiet-running characteristics, driveability, and the responsiveness of a fine passenger car are among the additional benefits of the TX-8 that drivers will appreciate.

BUILT-IN RELIABILITY

The PACCAR TX-8 automatic transmission is engineered for maximum uptime. Its strong yet lightweight all-aluminum housing has been designed to last. The gear layout creates maximum ratio with fewer moving parts and less friction. And an innovative design with only two open elements delivers much more efficient operation while extending oil life. Internal sensors, wiring and connections are all fully encased, minimizing exposure and corrosion.

MAINTENANCE-LIGHT SOLUTION

This transmission helps reduce your total cost of ownership with lower maintenance needs. Oil change intervals occur only every 150,000 miles – a benchmark standard for automatic transmissions in medium-duty applications, and the oil filter is good for life.



ADVANCED ENGINEERING

**INNOVATIVE DESIGN FEATURES
MAXIMIZE PERFORMANCE,
RELIABILITY AND UPTIME**

1ST GEAR LOCKUP

Engages torque converter lockup clutch at low speed for improved maneuverability

TWIN TORSIONAL DAMPER

Reduces torsional activity and enables smoother shifts and driveability

ALL-ALUMINUM ENCLOSURE

Strong yet lightweight structure that trims tare weight and increases payload

INTERNAL SENSORS AND WIRING

Protects against the elements, ensuring a streamlined, highly reliable design you can count on

POWER TAKE-OFF


PTO functionality is based on engine speed which allows for increased vehicle capabilities in certain PTO applications

PARK LOCK

Intuitive option enhancing vehicle safety when the operator selects Park

INTEGRATED SHIFT CONTROL UNIT


Integrates transmission control and mechatronics in one unit for maximum reliability and ease of service



INTELLIGENT TECHNOLOGY FEATURES

**INTELLIGENT TECHNOLOGY SIMPLIFIES OPERATION, ENHANCES
PRODUCTIVITY, AND INCREASES DRIVER SATISFACTION**

FEATURE	DEFINITION
NEUTRAL IDLE CONTROL PLUS	Shifts into neutral with engine running when service brakes are applied – saving fuel without penalizing performance.
CREEP MODE	Enables the driver to “creep” at low speeds offering ultimate control.
ADAPTIVE DRIVING MODE	Adjusts the shift schedule in real time based on driving conditions for improved fuel economy and performance.
HILL START AID	Prevents unintended roll back or roll forward. It works when pointing uphill in drive or facing downhill in reverse.
ADAPTIVE START GEAR	Optimized launch gear selection and reduced shifts provide improved fuel economy.
ENGINE BRAKE SUPPORT	Downshifts when exhaust brake is activated, improving service brake life and driver comfort.
MULTI-SKIP SHIFT	Quick direct downshift from any gear with immediate acceleration and improved speed control.
AUTO PARK LOCK	The transmission will automatically shift into Park should the driver forget to select Park on the shifter when the ignition is off.
MANUAL MODE	Specific gear can be held and up/down shifts can be performed manually by using the column shifter for improved driver control.
LOW MODE	Prevents up-shifting at low speeds for easy vehicle handling and improved maneuverability.



POWER TAKE-OFF

If your job calls for power take-off, the PACCAR TX-8 is a great fit – offering dual output and ready for any hard work, especially those requiring higher torque limits.

A PACCAR EXCLUSIVE

The PACCAR TX-8 comes standard with an ergonomic, automotive-style column shifter that is simple and intuitive to operate. Transmission controls include Drive, Neutral, Reverse and Manual modes as well as an optional Park position.



DRIVING SMARTER HAS NEVER BEEN THIS EASY

Drivability and ease of use are the top factors impacting driver comfort. The PACCAR TX-8 delivers thanks to best-in-class features.

IMPROVED DRIVER PERFORMANCE

The PACCAR TX-8 delivers the same responsiveness you’d expect in a premium passenger car, which makes your vehicle easier and safer to operate. Shifting is quick and quiet as the transmission selects the best gear for every driving condition, without the noise and vibration typical of most trucks. Intelligent features enable drivers to keep both hands on the wheel, focus on the job and drive with confidence every day.

BETTER FUEL ECONOMY, FLEET-WIDE

Expect best-in-class fuel efficiency with the PACCAR TX-8 automatic transmission – up to 5 percent over its nearest competitor. The system monitors changes in road grade, vehicle acceleration, torque demand, weight and engine load to keep the truck in the most fuel-efficient gear possible. Even the most experienced professional would find it difficult to deliver the same level of performance.

ENHANCED RECRUITMENT AND RETENTION

Running trucks that are easier to operate helps fleets expand their pool of recruits. Training is less complicated and time consuming. New drivers reach optimal performance sooner. And drivers of all experience levels find the job less fatiguing and more satisfying – a big reason PACCAR-powered fleets tend to retain their best people longer.

YOUR PAYOFF


Better, more consistent driving habits throughout your fleet – optimizing your total return on investment.


SPECIFICATIONS

WEIGHT (DRY)	328 LBS.
LENGTH	30 IN.
SPEEDS	8
GEAR RATIOS	4.89-0.64
OVERALL RATIO	7.65
REVERSE RATIO	-4.25
MAX TORQUE RATING	1,000 LB.-FT.
OIL CAPACITY	4.49 GAL. (17 L.)
GCWR	57,000 LBS.
PARK LOCK CAPACITY	26K GCW Max
SHIFTER	PACCAR Column-mounted
PTO COMPATIBILITY	Chelsea 272 or Z35
PTO TORQUE LIMITS	516 LB.-FT. (Single) 738 LB.-FT. (Dual)

WARRANTY COVERAGE

Standard Warranty	Without PTO installed: 4 YRS./unlimited MI.
	With PTO: 3 YRS./unlimited MI.
	100% parts and labor (warrantable)
	Towing included for warrantable failures
Extended Coverage Option	Available up to 5 YRS./unlimited MI.





SUPPORT YOU CAN COUNT ON

You can count on expert factory-trained technicians available at hundreds of PACCAR Powertrain distributor locations throughout North America. In addition, PACCAR offers 24/7 emergency roadside assistance through its Vehicle Support Center.

VISIT WWW.PACCARPOWERTRAIN.COM TO FIND YOUR LOCAL DEALER

PACCAR POWERTRAIN

PACCAR Inc. - P.O. Box 1518,
Bellevue, WA 98009

©2021 PACCAR Inc.
TX-8 Brochure/21

Note: Equipment and specifications shown in this brochure are subject to change without notice. Torque rating dependent on application and GCWR. Some features and specifications not available with all configurations. Consult with your PACCAR Powertrain distributor at time of ordering for standard and optional equipment. PACCAR MX-11, MX-13, PX-7, PX-9, TX-8, TX-12, DX-40, FX-20/22 are trademarks of PACCAR Inc.

