

**PACCAR ENGINES**

# MX-13

## EPA 2021

### **UPTIME**

MX-13 engines are built for durability, with a B10 design life of over one million miles. Every MX-13 comes standard with remote diagnostics to deliver focused uptime support.

### **EXCELLENT FUEL ECONOMY**

Fuel savings is one reason the PACCAR MX-13 continues to gain popularity in the heavy-duty market.

### **LOW COST OF SERVICE**

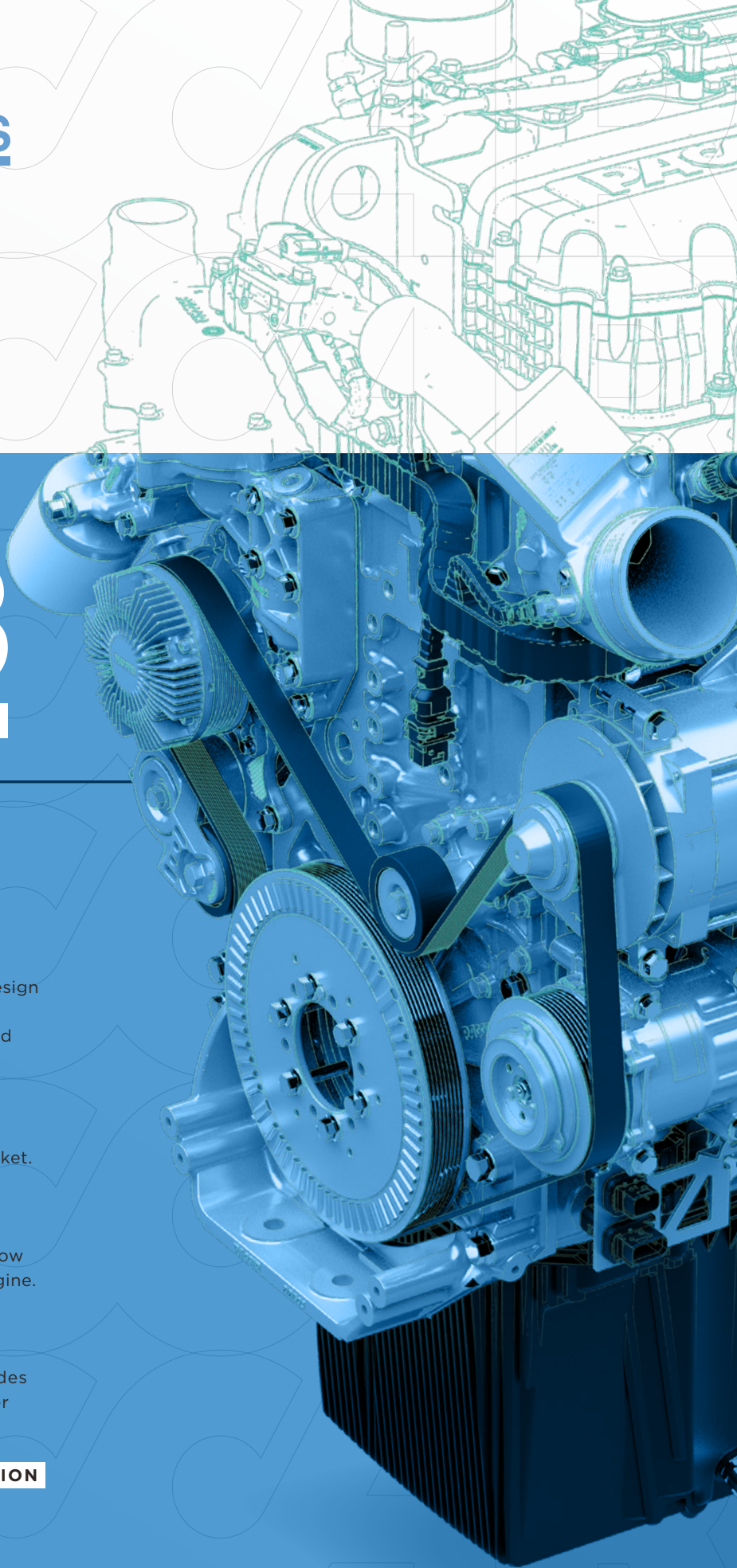
With up to a 75,000-mile oil change interval, MX engines will save your business money due to the low cost of routine maintenance over the life of the engine.

### **WEIGHT SAVINGS**

Less engine weight means hauling more payload with every trip. The PACCAR MX-13 engine provides truck owners up to a 450 LB. weight savings over 15 L. engines.

### **SUPERIOR PERFORMANCE & QUIET OPERATION**

An MX engine has broad torque curves, so it requires less shifting, and the quiet operation improves the driving experience.



**RATINGS**

**PEAK HORSEPOWER**

510  
485  
455MT  
455MT  
455  
430  
405MT

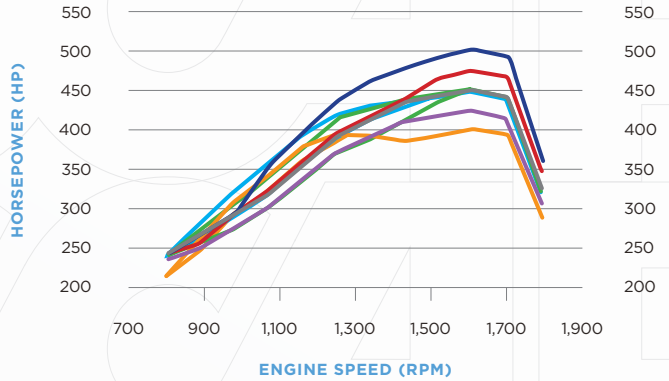
**PEAK TORQUE (LB.-FT. @ RPM)**

1,850 @ 1,000  
1,650 @ 900  
1,650/1,850 @ 900<sup>1</sup>  
1,550/1,750 @ 900<sup>1</sup>  
1,650 @ 900  
1,550 @ 900  
1,650/1,750 @ 900<sup>1</sup>


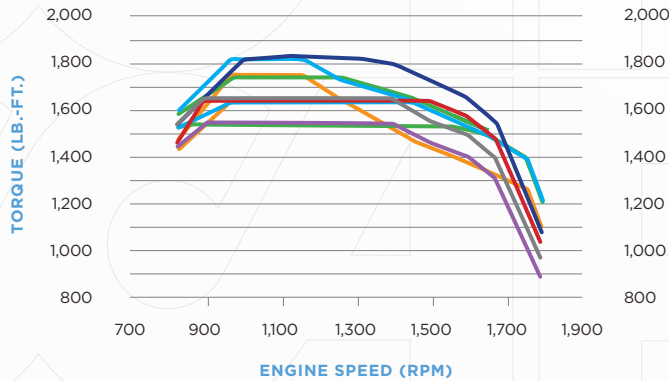


<sup>1</sup>Multi-torque rating

**HORSEPOWER**



**TORQUE**



**SPECIFICATIONS**

**CONFIGURATION**

Inline 6-cylinder

**GOVERNED SPEED**

2,200 RPM

**BORE X STROKE (MM)**

130x162

**B10 DESIGN LIFE**

1 MIL. MI./1.6 MIL. KM.

**DISPLACEMENT**

12.9 L.

**BASE WARRANTY<sup>2</sup>**

2 YRS./250K MI./400K KM.

**DRY WEIGHT**

2,500 LBS.

**MAJOR COMPONENTS WARRANTY**

5 YRS./500K MI./800K KM.

**OIL SYSTEM CAPACITY**

42 U.S. QTS.

**CERTIFICATION**

EPA 2021

**HORSEPOWER**

405-510 HP

**PEAK TORQUE**

1,550-1,850 LB.-FT.

<sup>2</sup>Extended protection plans available

**MAINTENANCE INTERVALS**

**MAINTENANCE ITEM<sup>3</sup>**

**MI.**

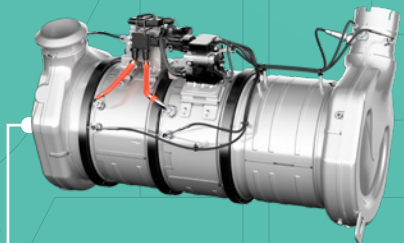
**KM.**

MAINTENANCE ITEM <sup>3</sup>	MI.	KM.	
Fuel Filter	Normal/Line Haul < 20% Idle Time	75,000	120,000
	Normal/Line Haul > 20% Idle Time	50,000	80,000
	Severe/Vocational Duty	30,000	48,000
Oil and Filter	Normal/Line Haul < 20% Idle Time	75,000	120,000
	Normal/Line Haul > 20% Idle Time	50,000	80,000
	Severe/Vocational Duty	30,000	48,000
Coolant Filter	300,000	480,000	
DEF Filter	300,000	480,000	
DPF Service <sup>4</sup>	600,000	960,000	

<sup>3</sup>Reference MX Engine Operators Manual for engine maintenance requirements

<sup>4</sup>Wet cleaning interval

**AFTERTREATMENT SYSTEM**



**COMPACT DESIGN**

**SIMPLIFIED PACKAGING**

**LIGHT WEIGHT**

